

Our Commitment to You

Convenience. Reliability. And no nasty surprises. That's what service should be. And that's exactly what Ford promises when you have your car serviced. Feel at ease knowing that your car is being serviced by factory trained technicians using specialised diagnostic equipment. After all, nobody knows your Ford better than we do.

**Five Year / 150,000
Kilometre Warranty**

Covers your new Ford Transit vehicle against defects in factory materials or workmanship for the first 60 months or when the total distance travelled by the your new Ford Transit vehicle reaches 150,000 kilometres - whichever occurs first¹. For details about this warranty please visit: www.ford.co.nz/owners/warranties



Ford Roadside Assistance²

For the first 36 months (unlimited kms), Ford gives Transit owners complete peace of mind motoring with New Zealands most reassuring roadside emergency service. Free accommodation or a free rental car are just some of the outstanding features of this unique service.

Service Experience

Speak to your participating Ford Dealer today about how we can help you make the most out of your vehicle experience.



15,000 kms Service Intervals²

Improved oil technology and engineering refinement has enabled Ford to offer normal scheduled service intervals of 15,000 kms or every 12 months, whichever comes first.



Loan Car Program⁴

So we can keep you on the road when you're getting a scheduled service you can take advantage of our Loan Car Program.



Sat Nav Map Updates³

Never lose your way again with the latest map data for your Satellite Navigation system. If your vehicle has SYNC[®] 2 or SYNC[®] 3 with Satellite Navigation. You'll receive yearly map updates until September 2024 with your scheduled servicing.



Ford Customer Assistance Centre

You'll always find us responsive to your needs. Telephone 0800 FORD NZ (0800 367 369).

Finance and Lease Options

Choosing how to finance your vehicle is a major decision. My Ford Finance can get you the Ford you want, when you want it. Fully maintained or non-maintained operating leases remove the worry of depreciation, inflation and more importantly do not tie up your capital in an asset. Other forms of financing are also available. Flexible deposits and repayment terms mean that a plan can be structured for your specific needs. See your Ford Dealer to discuss your financing or leasing requirements.

1. Warranty conditions and exclusions apply. 5 year/150,000 km Ford Express New Vehicle Warranty applies to Transit vehicles from 1 September 2018. 5 year/150,000 km Ford Express New Vehicles Warranty applies to demonstrator, dealership and service loaner Transit vehicles first registered by the Authorised Ford Dealer from 1 September 2018. Warranty period commences on the date of delivery except where the vehicle is a dealership, demonstration or service loaner vehicle, in which case it commences on the date on which it was first registered by an Authorised Ford Dealer. Tyres and tyre tubes are excluded. Shock absorbers and batteries are subject to shorter warranty periods. www.ford.co.nz/owners/warranty for further information.
2. Conditions apply. Further information on these warranties and services may be obtained from your Authorised Ford Dealer.
3. Available annually at participating dealers with scheduled logbook services for up to 7 years (but no later than 30 September 2024). For private, business and fleet customers. For vehicles fitted with SYNC[®]2 or SYNC[®]3 satellite navigation.
4. Vehicle model availability may vary. Available at participating dealers on scheduled logbook services or overnight warranty repairs. For private, business and fleet customers. Booking required. Participating Dealers may require customers to comply with general usage conditions.

This brochure was designed to provide you with a general introduction to your Transit and was correct at time of going to print. However, Ford's policy is one of continuous product development. The right is reserved to change specifications, colours and prices of the models and items illustrated and described in this publication at any time. For the latest details always consult your Ford Dealer.
FORD MOTOR COMPANY OF NEW ZEALAND LIMITED. Private Bag 76-912, Manukau City, New Zealand. Printed September 2018. FOR5602



INTRODUCING

TRANSIT COMMERCIAL VEHICLES

Built for Business

Ford Transit Commercial Vehicles are known for their reliability, loadspace, comfort and efficiency. With a next-generation diesel engine available with 6-speed automatic¹ transmission, they're ready for business. Your business.

Tested for Toughness

We ran vehicles at maximum speed for two months. Took them from -40°C to towing fully-laden trailers in 50°C heat. We opened and closed the doors and bonnet over 250,000 times. So if you need tough and reliable, the Transit Commercial Vehicle range has got what it takes.

CONTENTS

Transit Custom Van	3 – 6
Transit Tourneo Bus	7 – 10
Transit Cargo Van, Bus and Chassis Cab	11 – 18
Innovation	19 – 24
Comfort and Protection	25 – 26
Model Range	27 – 28
Colours and Accessories	29 – 30
Specifications:	
Transit Custom	31 – 40
Transit Cargo Van, Bus and Chassis Cab	41 – 48

TRANSIT MODELS



Transit Custom Van

- 290S Short or long wheelbase & LWB, 310S SWB & 340L LWB
- 2.0L TDCi diesel engine
- New 6 Speed Automatic transmission option (MY2017.25 Production)
- 125kW Power
- 405Nm Torque
- 5.95m³ – 6.83m³ Max. Load Volume
- 808kg – 1,097kg Max Payload
- Up to 2,050kg Braked Towing Capacity²



Tourneo Custom Bus

- Seats up to 9 occupants
- Rear Privacy Glass
- Rear Air Conditioning
- Dual Side Sliding Doors
- 2.0L TDCi diesel engine
- 125kW Power
- 405Nm Torque
- 1,150kg Braked Towing Capacity²



Transit Cargo Van

- 350L FWD/RWD, 350EL RWD Jumbo & 470EL RWD Jumbo
- 350EL FWD Chassis Cab
- Automatic transmission & 2.0L TDCi Diesel Engine Available on 350L FWD Van & Chassis Cab
- 125kW Power
- 405Nm Torque
- 11m³ – 15.1m³ Max Load Volume
- 1,038kg – 2,053kg Max. Payload
- Up to 3,500kg Braked Towing Capacity²



Transit Cargo Bus

- 370M MWB (12 seater), 410L LWB (12 seater) & 460EL LWB (18 seater)
- Rear Privacy Glass
- Rear Air Conditioning
- Power-Operated Side Steps
- 2.2L TDCi Diesel engine
- Up to 100kW Power
- Up to 385Nm Torque
- 2,500kg Braked Towing Capacity²

1. 6-Speed automatic transmission available at additional cost on Transit Custom (MY2017.25 Production) and standard on Transit Cargo 350L LWB FWD Van and Chassis Cab. 2. Braked towing capacity when fitted with a Genuine Ford Accessory Tow Pack and Tow Ball subject to state and territory towing regulations. No tow rating on Transit 370M MWB Bus.

TRANSIT

CUSTOM VAN


World class performance and efficiency are here. Introducing the Transit Custom, now with a Euro 6 certified 2.0L TDCi diesel engine and 6-speed automatic transmission.

This van is built for the city. It has the versatility to take on tight streets and the loadspace to keep your business moving.

Choose from the nimble 300S SWB (Short Wheel Base) or the 340L LWB (Long Wheel Base) with its generous loadspace.

Intelligent tech, smart safety features, superior driveability and Transit Custom's legendary toughness, all come standard.





Sealed loadfloor liner with tie downs

The tough vinyl floor covering allows the floor to be washed and cleaned easily. The load compartment is also fitted with 8 tie-down loops to help keep your items secure and stable.



Ample loadspace

There's no compromise in the most vital consideration for a working van: maximising your loadspace and the ease with which you can use it.

- SWB: 6.0 cubic metres of space
- LWB: 6.8 – 8.3 cubic metres of space
- 8 compartment tie down loops
- Sealed load floor
- Load compartment lighting



Underseat stowage compartment

The front dual passenger seat cushion flips up to reveal a hidden compartment large enough to hold a toolbox.



Up to 3.4 metre load length with load-through bulkhead

The Transit Custom can carry up to 3.4 metre³ long items, thanks to the standard flexible load-through bulkhead.

CAPABLE AND CLEVER

Huge loadspace, impressive pulling power and a host of handy storage and stowing features make Transit Custom an indispensable working partner. And, because it's been tested to within an inch of its life, you know it will keep pulling its weight for years to come.



Ease of loading

The low cargo floor and sliding side door makes it easier to load and unload by hand. Plus, the double rear doors hold at both 90° and 180° open angles for easy forklift and pallet access.



Transit Custom 300S SWB Van shown.

1. On Transit Custom models when fitted with a Genuine Ford Tow Pack. 2. Driver-assist features are supplemental and do not replace the driver's attention, judgment and need to control the vehicle. May not operate in some driving and road conditions (including at certain speeds) or adverse weather. 3.3.4 metre load length on Transit Custom 340L LWB Van model.

TOURNEO

CUSTOM BUS

Distinguished by its bold new front-end design with five-bar chrome grille, Tourneo Custom offers a luxurious cabin featuring unique-in-segment rear seating with six individual seats that can be arranged in conference format, with the second row facing the rear.

The latest Tourneo people mover has been comprehensively re-engineered to provide superior levels of refinement and sophistication, including high-quality trim materials, improved comfort and noise levels, and the latest Ford passenger car technologies including SYNC 3 connectivity.



COMPLETE VERSATILITY

The generously proportioned interior of the Tourneo Bus unites space with smart versatility. It can carry nine people in complete luxury, or be easily reconfigured to offer up to 3.69 cu.m behind 2nd row seat or 1.93 cu.m behind 3rd row seat.




Image for indicative purposes only.



Overseas model with leather trim shown.



Overseas model with manual transmission & leather trim shown.

Take a Seat in Premium Class

Whatever you're carrying, from passengers and luggage to the unexpected, the Tourneo Bus is versatile enough to find space for them all. Use all the seats to accommodate occupants in luxurious comfort. Or fold, tumble or stow the second and third-row seats in more than 30 different ways to create limousine-like space or to maximise the luggage area, without leaving any seats behind.

Flexible Rear Seats

Each seat back can fold forward to create a flat workspace. The whole seat can fold forward again to take up minimal space or, for even more room, seats can be completely removed.



TRANSIT CARGO

VAN/CHASSIS CAB/BUS

If you want a van that's dedicated to the job, then you need the Ford Transit Cargo Van, Chassis Cab or Bus. Every Transit is built to live up to your high standards.

Just look at the latest 350L LWB Front Wheel Drive (FWD) Van. It features a new Euro 6 certified 2.0L TCDi diesel engine¹ and 6-speed² automatic transmission.

Every one of the eight Transit models is tough, powerful and economical. They are versatile too, with two roof height options on select models³.

Finally, every Transit Cargo has the legendary toughness, loadspace and smart tech for your mobile office.





Overseas model shown is 470EL Jumbo Van with optional right side load door in Moondust Silver.

ANYWHERE YOU LIKE

Offering a variation in body styles and roof heights, there is a Transit Cargo Van, Bus or Chassis Cab to suit your needs. With Gross Vehicle Mass (GVM)¹ ranging from 3,490kg to 4,600kg, loadspace from 11m³ to 15.1m³ (on Van models) and optimum towing capability, the Transit Cargo is prepared for any challenge that comes its way.



Enhanced Cargo Space

Designed to maximise space, convenience and practicality, the Transit 350EL and 470EL Jumbo Van clearly mean business. Offering up to 15.1m³ of loadspace, room for up to 5 Europallets, it cuts even the biggest jobs down to size.



13.3-9m Turning Circle

Transit Cargo Van, Bus and Chassis Cab Models feel car-like to drive, with power-assisted steering, a nimble 13.3m turning circle and excellent driver visibility, thanks to the large windscreen and side windows.

¹. GVM is the total permissible combined weight of the vehicle including occupants, fuel and cargo.

MORE EFFICIENT BY DESIGN

Combining high carrying capacity and maximum productivity, the Transit Cargo Van, Chassis Cab and Bus have the answer to all your transport needs.




• 3,494mm and 4,217mm maximum load lengths¹ enable Transit Van to accommodate long cargo items such as pipes, carpet rolls and building boards.

• High-visibility decals reflect light when the rear doors are open at 90 degrees to warn other road users of the vehicle's presence after dark.

Transit 350L LWB RWD Van shown with optional high roof.

Load Area Protection Kit

Protect your Transit Cargo and your load. The tough load floor covering allows you to slide loads into the cargo area. It rises 100mm up to the sides, so the floor can be washed and cleaned easily. What's more, full height plywood load liner protection comes standard across the Transit Cargo range. With wall-mounted tie down hooks and fixing points just above the floor, you've got a clear load floor.



Integrated Rear Bumper Step

Rear bumper design incorporates an integral step for easy access to the loadspace.



Optimised Loadspace and Payload

The Transit Cargo delivers exceptional load capacity. Behind the fixed steel bulkhead, you'll find up to 15.1m³ of cargo space to fill. The flat load floor and near vertical side walls help you make the most of all that space, with room to carry loads of up to 4,217mm¹ in length and up to 2,125mm² in height. Access to the load area is quick and easy too, thanks to a wide-opening sliding side door, full-height rear doors that can be opened to a full 180 degrees, built-in DIN/ISO compliant tie-down hooks and fixing points that are mounted on the side walls.

1. Maximum load lengths: Transit 350L LWB FWD/RWD Van 3,494mm. 350E and 470E Jumbo Vans 4,217mm. 2. 2,125mm load floor to roof height on Transit 350L LWB FWD Van only. 10n Van models only. 3. 15.1m³ max load volume on 350E and 470E Jumbo Van models.


THERE'S A TRANSIT FOR YOU

Driving a big group? We've got you sorted. With either the MWB or LWB 12-seater Bus or the extra large 18- seater Bus.

Transit 410L LWB 12 Seat Bus

Space, comfort and convenience are at the heart of the Transit Bus 12 seater. The wide kerbside sliding door and passenger assist handles makes getting in and out especially easy. And that's just the start:

- Non-Slip Floor
- Power-Operated Side Step
- PSV Compliant
- Reverse Camera
- Second Row Seats with Isofix Child Seating Points with Top Tether Mounts
- Tinted Rear Glass
- 2,500Kg Braked Towing Capacity¹



Transit 370M MWB 12 Seat Bus

- Power-Operated Side Step
- Reverse Camera
- Second Row Seats with Isofix
- Tinted Rear Glass
- Rear Parking Sensors



Transit 460EL LWB 18 Seat Bus

- Power-Operated Side Step
- Second Row Seats with Isofix
- Tinted Rear Glass
- Reverse Camera
- Rear Parking Sensors
- 2,200Kg Braked Towing Capacity¹
- PSV Compliant



Rear Air Conditioning

On the Transit Bus, a separate air conditioning system is available for the rear passenger compartment with its own rotary controls. Two foot-level outlets are also provided for each row of seats.



Power-Operated Side Step

For safe and easy passenger access, a power-operated side step on Transit Bus extends automatically when the sliding door opens. When the door is closed, the step automatically retracts.



Reverse Camera

Select reverse and the image from the rear-view camera is displayed automatically. Marker lines overlaid on the camera image indicate where the vehicle is heading.



Impressive Towing¹

Combining high carrying capacity and maximum productivity, Transit Cargo Bus has the answer to all your transport needs and makes light work of accommodating for both passenger groups and large loads.



1. Braked towing capacity when fitted with a Genuine Ford Tow Pack. No tow rating on 370M MWB Bus.

INNOVATION COMES STANDARD

TRANSIT COMMERCIAL VEHICLES

We're passionate about the performance of your vehicle, and your business.

That's why we went further with a next-generation 2.0L TDCi diesel engine, and a 6-speed automatic transmission¹ in the Transit Custom and Transit Cargo 350L LWB FWD Van.

We also went further with advanced safety technology and intuitive voice-activation.



2.0L TDCi Engine

Get even more power with the Euro 6 certified high performance 2.0L TDCi diesel engine available on Transit Custom, Tourneo and Cargo Van & Chassis Cab models. It's not just improved power and torque, we've also raised the bar on efficiency and emissions standards.

6-Speed Automatic

A versatile and smooth 6-speed automatic transmission is available on Transit Custom, Tourneo Bus, Transit 350L LWB Van & 350EL Chassis Cab.



NEXT GEN ENGINE, NEXT LEVEL THINKING

Standard across the Transit Commercial Vehicle range is smart design that maximizes productivity and minimises running costs. From hard wearing, durable parts to fuel efficient engines, Transit helps your business keep costs to a minimum.

High-Mounted Headlights

Powerful projector-style headlights are located safely out of harm's way.

Multi-Piece Rear Bumper

Smart multi-piece rear bumper assembly helps to keep repair costs low.

Wide Bodyside Mouldings

Tough bodyside mouldings help to protect your van from accidental damage.

Tested for Endurance

Extensive testing included a two-month maximum speed test and demanding low-speed city drive cycles to imitate typical unforgiving delivery schedules.

Transit 350L LWB RWD Van shown.



Overseas model shown.

Auto-Start-Stop

When your vehicle is idling at a standstill, the engine can automatically shut down¹ to help improve fuel consumption. When you want to drive off, the engine immediately restarts.



Shift Indicator

The intelligent indicator advises you when to change gear for maximum fuel efficiency.



Ford Ecomode Driver Information System

This smart software monitors your driving style and tells you when you're achieving optimal fuel efficiency.

Driving with AdBlue®

To operate, the 2.0L TDCi diesel engine must be filled with AdBlue® fluid which is designed to convert harmful NOx exhaust emissions into Nitrogen and water. Systems warnings illuminate when fluid level becomes too low. For more information, please discuss with your Ford Dealer.

¹Auto start-stop is not available on Transit Cargo 410L LWB Bus and 460EL LWB Bus. Auto start-stop deactivation will not occur in all situations.





Overseas Transit Custom SWB shown.

Handles Everything with Ease

Transit commercial vehicles are built for demanding city work. Advanced suspension mounting bushes and brackets enhance its already legendary ride and handling.

MAKES WORK A PLEASURE

Whether Transit Custom or Cargo, there's a range of intelligent features to help lighten the load. Car-like comfort makes work a pleasure, while high-quality materials give a premium feel without compromising everyday practicality.



Overseas model shown.

A Great Working Environment

It's easy to find the ideal driving position with a four-way adjustable driver's seat and a steering wheel that adjusts to height and arm length. The allergy-friendly materials of the interior and high-performance pollen filter will keep you breathing easy. And the cruise control's Adjustable Speed Limiting Device allows you to set a maximum speed that you do not wish to exceed (deactivated on full acceleration).

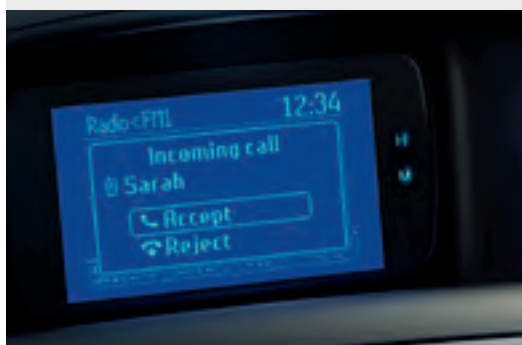
Heated Seats

Combat the cold mornings throughout winter with the push of a button. Heated seats come standard across the Transit Custom and Cargo Bus models for the driver and front passenger.




Ford SYNC® with Voice Activation¹

The advanced software of Ford SYNC® lets you use detailed voice commands when making calls or playing music. Automatic phonebook downloading puts you in control without taking your eyes off the road.



Drive-Away Locking

To prevent opportunistic crime, all doors automatically lock once the vehicle speed exceeds 8 km/h. The doors remain locked even if the vehicle slows or stops, although the driver or passenger locks can be released using the interior door handles (can be deactivated if required).



Power Mirrors

Electrically-operated and heated with large adjustable spotter lens. Perfect for parking in tight spaces or driving through narrow lanes.



Fold-Out Table and Underseat Stowage Compartment

The front dual passenger seat features a fold-out table and an underseat stowage compartment large enough to hold a toolbox.



Overseas model shown.

Cleverly Designed Storage

Transit commercial vehicles are equipped with plenty of handy in-cab storage areas to keep your items safe, including a full-width overhead stowage shelf. There's also a cleverly concealed storage compartment above the instrument cluster with power point, AUX and USB ports.



1. For more information and to see phone compatibility visit ford.co.nz/sync

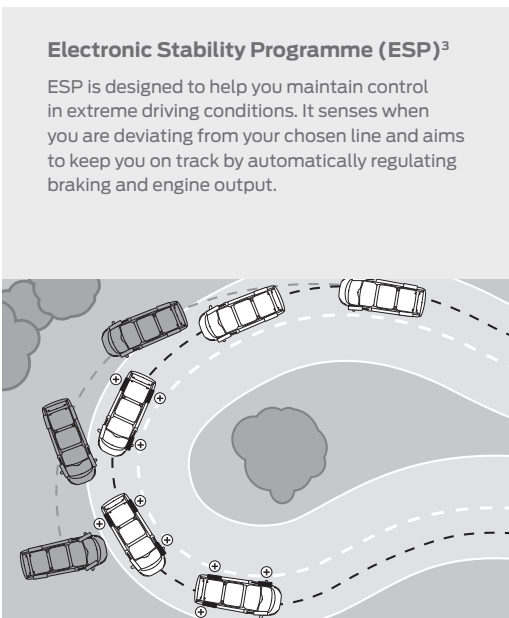


Reverse Camera¹
Providing a wide-angle view behind the vehicle to help you see what – or who – is behind you when reversing.

Image for indicative purposes only.



Front and Rear Parking Sensors²
An audible warning helps you judge the distance between your vehicle and obstacles at the front and rear, for easier parking and manoeuvring.



Electronic Stability Programme (ESP)³
ESP is designed to help you maintain control in extreme driving conditions. It senses when you are deviating from your chosen line and aims to keep you on track by automatically regulating braking and engine output.



Traction Control³
If wheel slip is detected at low speed, Traction Control is designed to mitigate wheel spin by reducing engine torque and applying brake pressure.

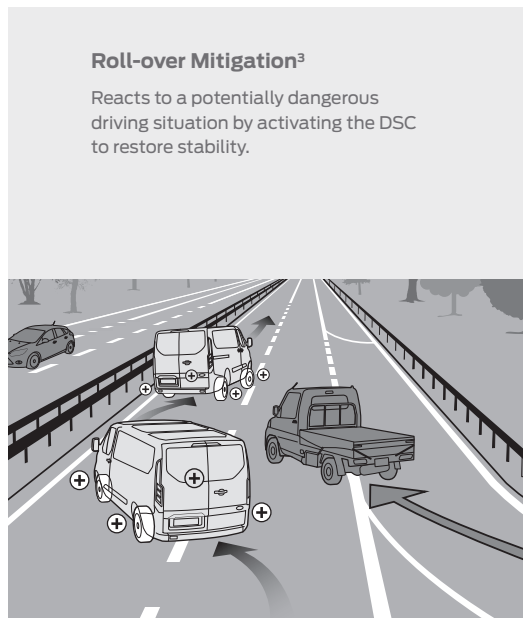
Emergency Brake Assist³
Designed to recognise an emergency braking situation and increase the pressure within the braking system to provide extra stopping power.

Emergency Brake Warning
Front and rear indicators automatically flash during heavy braking, giving other drivers advance hazard warning.

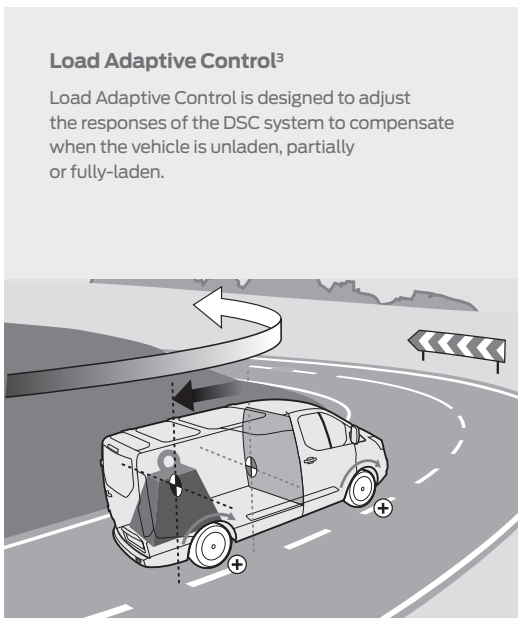
Overseas Transit Custom SWB Van shown.



Hill Launch Assist³
Hill Launch Assist is designed to temporarily prevent you from rolling down a slope when you move your foot from brake to accelerator. It works in forward and reverse gears, so is ideal for towing and pulling heavy loads.



Roll-over Mitigation³
Reacts to a potentially dangerous driving situation by activating the DSC to restore stability.



Load Adaptive Control³
Load Adaptive Control is designed to adjust the responses of the DSC system to compensate when the vehicle is unladen, partially or fully-laden.



Six Airbags Standard
All Transit commercial vehicles feature airbags positioned at the front, on both sides and at the head to enhance protection of the driver and front passengers in the event of an accident.

COMFORT AND PROTECTION INSIDE AND OUT

Every model in the Transit commercial vehicle range has your safety in mind. A full line up of passive and active safety and driver assistance features make use of the latest technology to help provide comfort and protection to the driver, passengers and cargo.

1. Reverse Camera not available on Transit Cargo Chassis Cab models. 2. Front and rear parking sensors are not available on Transit Cargo Chassis Cab models. 3. Driver-assist features are supplemental and do not replace the driver's attention, judgment and need to control the vehicle. May not operate in some driving and road conditions (including at certain speeds) or adverse weather.

Transit Custom model range

Custom Vans

Tourneo Bus



Transit Custom 300S SWB
Automatic Transmission
Single or Dual Side Load Doors
Twin Hinged Doors or Tailgate
Low Roof



Transit Custom 340L LWB
Automatic Transmission
Single or Dual Side Load Doors
Twin Hinged Doors or Tailgate
Low Roof



Transit Custom 340L LWB High Roof
Automatic Transmission
Single or Dual Side Load Doors
Twin Hinged Doors
High Roof



Transit Tourneo Bus
Automatic Transmission
Dual Side Load Doors
Tailgate
Low Roof

Transit Cargo model range

Cargo Vans



Transit Cargo 350L LWB
Manual or Automatic Transmission
Single or Dual Side Load Doors
Medium or High Roof



Transit Cargo 350EL LWB
Manual Transmission
Single or Dual Side Load Doors
High Roof



Transit Cargo 470EL LWB
Manual Transmission
Single or Dual Side Load Doors
High Roof

Cargo Chassis Cab

Cargo Bus



Transit Cargo 350L LWB Chassis Cab
Automatic Transmission
Low Roof



Transit Cargo 370M MWB 12 Seater
Manual Transmission
Left Side Load Door
Medium Roof



Transit Cargo 410L LWB 12 Seater
Manual Transmission
Left Side Load Door
Medium Roof



Transit Cargo 460EL LWB 18 Seater
Manual Transmission
Left Side Load Door
High Roof

Transit Colours



Frozen White



Magnetic¹



Moondust Silver¹



Race Red



Shadow Black¹

Accessories

	Transit Custom 300 SWB	Transit Custom 340L Low Roof	Transit Custom 340L High Roof	Transit Custom Transit Tourneo Bus
16" Alloy Wheels	A ²	A	A	S
18" Alloy Wheels	A	A	A	-
Alloy Wheel Lock Nuts	A	A	A	A
Carry Bars (Set of 4)	-	-	-	-
Interior Stowage Rack Kit (Maximum load 50kg)	A	A	-	A
All Weather Front Floor Mats	A	A	A	-
Rear Window Protection Grille (Dual Rear Doors Only)	A	A	A	-
Rear Door Ladder Kit ⁴	A	A	-	-
Sports Stripes – Black	A	-	-	-
Tow Pack ³	A	A	A	A

CHOOSE YOUR LOOK

It all starts with a range of classic colours and Genuine Ford Accessories to help give you the perfect look to suit your business and style.



16" Alloys Wheels^{1,2}

Stylish Alloy wheels to compliment your Transit Commercial Vehicle's modern design.



Rear Window Protection Grille

Grille fixes to the inside of rear windows for enhanced security without obscuring rearward vision.




Rear Door Ladder Kit⁴


On Transit Custom, the Rear Door Ladder Kit provides easy access to the roof.

Trims

These Dark Palazzo Grey seat inserts and Ebony seat bolsters come standard across the entire Transit Commercial Vehicle range.



Seat Insert: Quadrant in Dark Palazzo Grey



Seat bolster: City in Ebony

Transit Cargo 350L LWB	Transit Cargo 350EL LWB Jumbo	Transit Cargo 470EL LWB Jumbo	Transit Cargo 350EL LWB Chassis Cab
A	A	-	-
-	-	-	-
A	A	-	-
A	A	A	-
-	-	-	-
A	A	A	A
A	A	A	-
-	-	-	-
-	-	-	-
A	A	A	-

1. As a replacement for standard 16" steel wheels only. 2. 16" Alloy Wheels are not available on Transit Custom 300SWB. 3. Refer to the Dimensions & Weights specification page for full details and limitations of vehicle towing capacities. To comply with these limits, occupants and/or luggage may need to be restricted. For further details regarding passenger and luggage requirements, please consult your authorised Ford Dealer for details and/or refer to the owner's manual under "Trailer Towing" for further guidance. 4. Only available with dual rear doors. Rear wash wipe shown not available on dual door configuration.

	Transit Custom 300S SWB – Automatic	Transit Custom 340L LWB – Automatic	Transit Tourneo Bus – Automatic
Fuel Economy & Emissions			
Fuel Economy			
Combined fuel economy (L/100km) ¹	7.2	7.6	7.1
Fuel			
Fuel	Diesel	Diesel	Diesel
Fuel – BioFuel compatibility	B5	B5	B5
Fuel tank capacity (Litres)	72	72	72
AdBlue®	S	S	S
Ford Easy-Fuel® capless refuelling	S	S	S
Emissions Data			
CO2 emissions (g/km) ¹	186	197	183
Euro Stage 6 emission level	S	S	S
Safety & Security			
Safety			
Airbags – Driver & front passenger	S	S	S
Airbags – Driver & front passenger thorax	S	S	S
Airbags – Side curtain	S	S	S
Airbags – Passenger deactivation switch	S	S	S
Brakes – Anti-lock Braking System (ABS)	S	S	S
Brakes – Electronic Brakeforce Distribution (EBD)	S	S	S
Brakes – Emergency Brake Assist (EBA)	S	S	S
Adaptive Cruise Control with Adjustable Speed Limiting Device (ASLD)	S	S	S
Electronic Stability Program (ESP)	S	S	S
Privacy glass	-	-	S
Hill launch assist	S	S	S
Load adaptive control	S	S	S
Rear window defroster	S	S	S
Roll Stability Control	S	S	S
Traction Control System (TCS)	S	S	S
Safety rating – Euro NCAP	5-Star	5-Star	5-Star
Safety rating – ANCAP	5-Star	5-Star	5-Star
Seatbelts – Beltminder™ system (Driver only)	S	S	S
Seatbelts – Pre-tensioners front	S	S	S
Trailer Hitch Assist	S	S	S
Driver Assist			
Reverse Camera	S	S	S
Sensors – Front & rear parking sensors	S	S	S
Security			
Bonnet release – Key operated	S	S	S
Drive away locking	S	S	S
Immobiliser – Passive Anti-Theft System (PATS)	S	S	S
Locking – Remote central	S	S	S
Perimeter alarm	S	S	S
Visible Vehicle Identification Number (VIN)	S	S	S

	Transit Custom 300S SWB – Automatic	Transit Custom 340L LWB – Automatic	Transit Tourneo Bus – Automatic
Engine & Performance			
Engine			
2.0L EcoBlue TDCi	S	S	S
Auto-Start-Stop	S	S	S
Bore x stroke (mm)	84.0 x 90.0	84.0 x 90.0	84.0 x 90.0
Compression ratio	16.5:1	16.5:1	16.5:1
Displacement (cc)	1,995	1,995	1,995
Power – Maximum	125kW @ 3,500rpm	125kW @ 3,500rpm	125kW @ 3,500rpm
Torque – Maximum	405Nm @ 1,750 – 2,500rpm	405Nm @ 1,750 – 2,500rpm	405Nm @ 1,750 – 2,500rpm
Valves	16	16	16
EcoMode	S	S	S
Diesel particulate filter	S	S	S
Powertain	FWD	FWD	FWD
Transmission			
6-speed automatic	S	S	S
Transmission Ratios			
1st	4.484	4.484	4.484
2nd	2.872	2.872	2.872
3rd	1.842	1.842	1.842
4th	1.414	1.414	1.414
5th	1	1	1
6th	0.742	0.742	0.742
Final drive	4.190	4.430	4.190
Reverse	2.882	2.882	2.882
Towing Capacity – Maximum (Kg)			
Braked + (High Roof)	1,700	1,895 (2,050)	1,150
Unbraked	750	750	750
Ride & Handling			
Brakes			
Front & rear – Discs, dual circuit with servo assistance	S	S	S
Suspension			
Front – Independent MacPherson struts, variable rate coil springs, stabiliser bar and gas pressured shock absorbers	S	S	S
Rear – Single leaf springs, gas pressurised shock absorbers	S	S	S
Steering			
Power assisted steering	S	S	S
Steering column – Adjustable reach and rake	S	S	S
Turning circle – Kerb to kerb (m)	10.9	12.8	12.8
Wheels & Tyres			
Wheel size	6.5" x 15"	6.5" x 16"	6.5" x 16"
Wheel type	Steel	Steel	Alloy
Tyre size	215/65 R15	215/65 R16	215/65 R16
Rear configuration	Single	Single	Single
Spare wheel	Steel	Steel	Steel

	Transit Custom 300S SWB – Automatic	Transit Custom 340L LWB – Automatic	Transit Tourneo Bus – Automatic
Exterior Features			
Roof Height			
Low roof	S	S	S
High roof	-	O	-
Styling			
Mudflaps – Front	S	S	S
Mudflaps – Rear	S	S	S
Running boards	-	-	S
Lights			
Daytime running lights	S	S	S
Fog lamps – Front	S	S	S
Headlights – Automatic	S	S	S
Headlights – Cornering lights	-	-	S
Headlights – Follow-me-home	S	S	S
Headlights – Halogen	S	S	S
Headlights – Levelling manual	S	S	S
Headlight – Quad beam	S	S	-
Headlight – Projector style	-	-	S
High Mounted Stop Light	S	S	S
Rear door edge reflector strip	S	S	S
Visibility			
Mirrors – Heated, power adjust with side indicators	S	S	-
Mirrors – Heated, power adjust and fold with side indicators	-	-	S
Wipers – Front variable intermittent	S	S	S
Wipers – Front rain sensing	S	S	S
Rear Wash/Wipe	-	-	S
Stowage & Carrying			
Doors – Dual Side Load Doors	O	O	S
Doors – Left sliding	S	S	-
Doors – Rear glazed twin hinged with 180 degree opening	S	S	-
Doors – Tailgate (Low roof only)	O	O	S
Integrated roof rack with 130kg capacity (low roof only)	S	S	S
Towing – Front eye and rear hook	S	S	S
Dimensions & Weights			
Cargo Dimensions (mm)			
Width – Load space wheel arches	1,390	1,390	1,350
Width – Load space maximum	1,775	1,775	1,752
Height – Load space floor to roof	1,406	1,406	1,304
Length – Load space maximum	2,555	2,922	3,010
Length – Under seat load extension	530	530	-
Length – Maximum load length behind 2nd row seat / 3rd row seat (At base)	-	-	1,890 / 1,032
Load space SAE (cu.m) ² single side load door + (High roof)	5.95	6.83	3.69 / 1.93
Exterior Dimensions (mm)			
Length – Overall ³	4,973	5,339	5,339
Width – Overall with/without side mirrors	2,272 / 1,986	2,272 / 1,986	2,272 / 1,986
Height – Overall (Unladen) with roof rack stowed down	1,974	1,974	1,977
Overhang – Front / rear	1,011 / 1,028	1,011 / 1,028	1,011 / 1,028
Wheelbase	2,933	3,300	3,300
Width – Rear / side door	1,404 / 1,030	1,404 / 1,030	1,225 / 930
Height – Rear / side door	1,347 / 1,324	1,347 / 1,324	1,297 / 1,292

	Transit Custom 300S SWB – Automatic	Transit Custom 340L LWB – Automatic	Transit Tourneo Bus – Automatic
Loading height – Kerb	534	534	558
Track – Front & rear	1,736 / 1,720	1,736 / 1,720	1,736 / 1,720
Vehicle Masses			
Axle load – Front / rear maximum	1,575 / 1,590	1,750 / 2,015	1,725 / 1,640
Gross combined mass (kg)	4,000	4,365	4,240
Gross vehicle mass (kg)	3,000	3,400	3,240
Kerb weight (kg)	2,192	2,303	2,458
Payload – Maximum ³	808	1,097	782
Interior Features			
Comfort & Convenience			
Air conditioning – Manual front	S	S	S
Grab handles – Front	S	S	S
Leather wrapped steering wheel	S	S	S
Lighting – Front overhead	S	S	S
Lighting – Rear overhead	-	-	S
Lighting – Load compartment lamps	S	S	S
Power – 12V socket auxilliary in dash	S	S	S
Power – 12V socket in driver stowage bin	S	S	S
Power – Rear 12V socket auxilliary	S	S	S
Rear Power Inverter 230v	S	S	S
Tool kit	S	S	S
Trip computer	S	S	S
Windows – Power front with one touch up and down	S	S	S
Seats			
Armrest – Driver	S	S	S
Heated seats – Driver & front passenger	S	S	S
Lumbar adjust – Driver	S	S	S
Seat adjustment – Driver 4-way and front passenger 2-way manual	S	S	S
Seat Number	3	3	9
Seatbelts – Three point	S	S	S
Seats – Front passenger dual fixed with under seat stowage compartment	S	S	-
Trim – Cloth	S	S	S
1st row – Triple seat	S	S	S
2nd row – Triple seat	-	-	S
3rd row – Triple seat	-	-	S
Storage			
Bottle holders – Two 2 litre	S	S	-
Bulkhead – Full width steel with window and load through hatch	S	S	-
Door – Storage pockets	S	S	S
Floor – Rubber insulated easy-clean complete cover	S	S	-
Floor – Carpet	-	-	S
Glove box – With lid & A4 hanging file storage capability	S	S	S
Load area protection kit	S	S	-
Load – Compartment tie down loops	S	S	S
Audio, Communications & Instruments			
8" Multi-functional display screen	S	S	S
Audio – Steering wheel mounted controls	S	S	S
Audio – 2 x USB port	S	S	S
Audio – AUX port	S	S	S
SYNC [®] 3 – In vehicle communications system including Bluetooth [®]	S	S	S

	Transit Cargo 350L LWB RWD Manual	Transit Cargo 350LWB FWD Automatic	Transit Cargo 350EL LWB RWD Manual Jumbo
Fuel Economy & Emissions			
Fuel Economy			
Combined fuel economy (L/100km) ¹	7.5	7.5	7.3
Fuel			
Fuel	Diesel	Diesel	Diesel
Fuel – BioFuel compatibility	B10	B10	B10
Fuel tank capacity (Litres)	75	75	75
Emissions Data			
CO2 emissions (g/km) ¹	195	195	189
Euro Stage emission level	6	6	6
Safety & Security			
Safety			
Airbags – Driver & front passenger	S	S	S
Airbags – Driver & front passenger side thorax	-	-	-
Airbags – Side curtain	-	-	-
Airbags – Passenger deactivation switch	S	S	S
Brakes – Anti-lock Braking System (ABS)	S	S	S
Brakes – Electronic Brakeforce Distribution (EBD)	S	S	S
Brakes – Emergency Brake Assist (EBA)	S	S	S
Cruise Control with Adjustable Speed Limiting Device (ASLD)	S	S	S
Curve Control	S	S	S
Electronic Stability Program (ESP) with Failed Boost Support	S	S	S
Emergency brake light flashing	S	S	S
Emergency release hammer	-	-	-
Glass – Tinted	S	S	S
Hill launch assist	S	S	S
Load adaptive control	S	S	S
Roll over mitigation	S	S	S
Seatbelts – Beltminder™ system (Driver only)	S	S	S
Seatbelts – Three point – Front	S	S	S
Torque Vectoring Control	S	S	S
Traction Control System (TCS)	S	S	S
ISOFIX – Centre 2nd row seat	-	-	-
ISOFIX – Front & 2nd row	-	-	-
PSV compliant	N/A	N/A	N/A
Driver Assist			
Sensors – Front & rear parking sensors	S	S	S
Reverse Camera	-	S	-
Security			
Bonnet release – Key operated	S	S	S
Drive away locking	S	S	S
Immobiliser – Passive Anti-Theft System (PATS)	S	S	S
Locking – Remote central (With two stage unlock)	S	S	S
Perimeter alarm	S	S	S
Visible Vehicle Identification Number (VIN)	S	S	S
Engine & Performance			
Engine			
2.2L TDCi	-	-	-
2.0L TDCi	S	S	S
Auto-Start-Stop	S	S	S
Bore x stroke (mm)	86.0 x 94.6	86.0 x 94.6	86.0 x 94.6

[illegible]

	Transit Cargo 350L LWB RWD Manual	Transit Cargo 350L FWD Automatic	Transit Cargo 350EL LWB RWD Manual Jumbo
Compression ratio	15.5:1	15.5:1	15.5:1
Displacement (cc)	1,995	1,995	1,995
Power – Maximum	125kW @ 3,500rSm	125kW	125kW @ 3,500rSm
Torque – Maximum	385Nm @ 1,600 – 2,300rpm	405Nm	385Nm @ 1,600 – 2,300rpm
Valves	16	16	16
Diesel Particulate Filter	S	S	S
Battery	Standard	Standard	Standard
Transmission			
6-speed manual	S	-	S
6-speed automatic	-	S	-
Transmission Ratios			
1st	5.701	4.484	5.701
2nd	2.974	2.872	2.974
3rd	1.803	1.842	1.803
4th	1.282	1.414	1.282
5th	1.000	1.000	1.000
6th	0.776	0.742	0.776
Final drive	3.150	3.650	3.150
Reverse	5.17	2.882	5.17
Ride & Handling			
Brakes			
Front – Dual circuit discs with brake pad wear indicator & self adjusting servo-assistance	S	S	S
Rear – Dual circuit discs	S	S	S
Suspension			
Front – Independent MacPherson struts, variable rate coil springs, stabiliser bar & gas pressured shock absorbers	S	S	S
Rear – Single leaf springs, gas pressurised shock absorbers	S	S	S
Steering			
Power assisted steering	S	S	S
Steering column – Reach & rake adjustable	S	S	S
Turning circle – Kerb to kerb (m)	13.3	13.3	13.3
Wheels & Tyres			
Wheel size	6.5" x 16"	6.5" x 16"	6.5" x 16"
Wheel type	Steel	Steel	Steel
Tyre size	235/65 R16C	235/65 R16C	235/65 R16C
Rear configuration	Single	Single	Single
Spare wheel	Steel	Steel	Steel
Non-locking wheel nuts	S	S	S
Exterior Features			
Roof Height			
Low roof	-	-	-
Medium roof	S	S	-
High roof	O	O	S
Styling			
Mudflaps – Rear	S	S	S

Transit Cargo 470EL LWB RWD Manual Jumbo	Transit Cargo 350EL LWB Chassis Cab FWD Automatic	Transit Cargo 410L LWB – 12 Seat Bus	Transit Cargo 410L LWB – 12 Seat Bus	Transit Cargo 470E LWB – 18 Seat Bus
15.5:1	1,995	2,198	2,198	2,198
1,995	1,995	2,109	2,198	2,198
125kW @ 3,500rpm	125kW	100kW @ 3,500rSm	100kW	100kW
385Nm @ 1,600 – 2,300rpm	405Nm	385Nm @ 1,600 – 2,300rpm	355Nm	355Nm
16	16	16	16	16
S	S	S	S	S
Standard	Standard	Heavy Duty	Heavy Duty	Heavy Duty
S	-	S	S	S
-	S	-	-	-
5.441	4.484	5.441	5.701	5.701
2.839	2.872	2.839	2.974	2.974
1.721	1.842	1.721	1.803	1.803
1.223	1.414	1.223	1.282	1.282
1.000	1.000	1.000	1.000	1.000
0.794	0.742	0.794	0.776	0.776
4.100	3.650	4.100	3.310	3.310
4.935	2.882	4.935	5.17	5.17
S	S	S	S	S
S	S	S	S	S
S	S	S	S	S
S	S	S	S	S
13.3	13.9	11.9	13.3	13.3
6" x 16"	6.5" x 16"	6.5" x 16"	6.5" x 16"	6" x 16"
Steel	Steel	Steel	Steel	Steel
195/75 R16C	235/65 R16C	235/65 R16C	235/65 R16C	195/75 R16C
Dual	Single	Single	Single	Dual
Steel	Steel	Steel	Steel	Steel
S	S	S	S	S
-	S	-	-	-
-	-	S	S	-
S	-	-	-	S
S	-	S	S	S

	Transit Cargo 350L LWB RWD Manual	Transit Cargo 350L FWD Automatic	Transit Cargo 350EL LWB RWD Manual Jumbo
Lights			
Daytime running lights	S	S	S
Fog lamp – Front	S	S	S
Fog lamp – Rear	S	S	S
Headlights – Follow-me-home with courtesy delay	S	S	S
Headlights – Halogen with quad beam	S	S	S
Headlights – Levelling manual	S	S	S
Lights – Side marker lamps	-	-	S
Lights – Roof marker lamps	-	-	-
High Mounted Stop Light	S	S	S
Rear door edge reflector strip	S	S	S
Visibility			
Mirrors – Heated, power adjust with side indicators	S	S	S
Mirrors – Short arm	S	S	S
Mirrors – Long arm	-	-	-
Wipers – Front variable intermittent	S	S	S
Wipers – Rain sensing	-	-	-
Stowage & Carrying			
Doors – Left side sliding	S	S	S
Doors – Right side sliding	O	O	O
Doors – Rear glazed twin hinged with 180 degree opening	S	S	S
Doors – Rear 270 degree opening	-	-	-
Doors – Power side step	-	-	-
Towing – Front hooks	S	S	S
Towbar	-	-	-
Interior Features			
Comfort & Convenience			
Air conditioning – Manual front with recirculation heater	S	S	S
Air conditioning – Manual rear	-	-	-
Air pollen purifier	S	S	S
Floor – Rubber insulated easy-clean partial cover	S	S	S
Floor – Rubber insulated easy-clean complete cover	-	-	-
Leather wrapped steering wheel	S	S	S
Lighting – Front overhead	S	S	S
Lighting – Rear overhead	-	-	-
Power – 12V auxiliary power point	S	S	S
Privacy Glass	-	-	-
Rear view mirror – Electrochromatic with display	-	-	-
Windows – Power front with one touch up & down	S	S	S
Windows – 2nd row fixed	-	-	-
Windows – 3rd row fixed	-	-	-
Windows – 4th row fixed	-	-	-
Windows – 4th row flip open	-	-	-
Overhead shelving – Rear	-	-	-
Overhead console – Front	S	S	S
Rear roof hatch	-	-	-
Seats			
Seats – Drivers armrest	S	S	S
Seats – Front passenger dual fixed	S	S	S
Seats – Front passenger single	-	-	-
Seats – Heated driver & front passenger	-	-	-
Seats – Adjustable headrest	S	S	S

Transit Cargo 470EL LWB RWD Manual Jumbo	Transit Cargo 350EL LWB Chassis Cab FWD Automatic	Transit Cargo 410L LWB – 12 Seat Bus	Transit Cargo 410L LWB – 12 Seat Bus	Transit Cargo 470E LWB – 18 Seat Bus
S	S	S	S	S
S	-	S	S	S
S	S	S	S	S
S	S	S	S	S
S	S	S	S	S
S	-	S	S	S
S	-	-	-	S
S	-	-	-	S
S	-	S	S	S
S	-	S	S	S
S	S	S	S	S
S	-	S	S	S
-	S	-	-	-
S	S	S	S	S
-	-	-	-	S
S	-	S	S	S
O	-	-	-	-
S	-	S	S	-
-	-	-	-	S
-	-	S	S	S
S	-	-	-	-
-	-	-	S	-
S	S	S	S	S
-	-	S	S	S
S	S	S	S	S
S	-	-	-	-
-	-	S	S	S
-	-	S	S	S
S	S	S	S	S
-	-	S	S	S
S	S	S	S	S
-	-	-	-	-
-	-	S	S	S
S	S	S	S	S
S	S	S	S	S
-	-	-	-	-
-	-	S	S	S
S	S	S	S	S

